



Week 12: File System Implementation

Sherif Khattab

<http://www.cs.pitt.edu/~skhattab/cs1550>

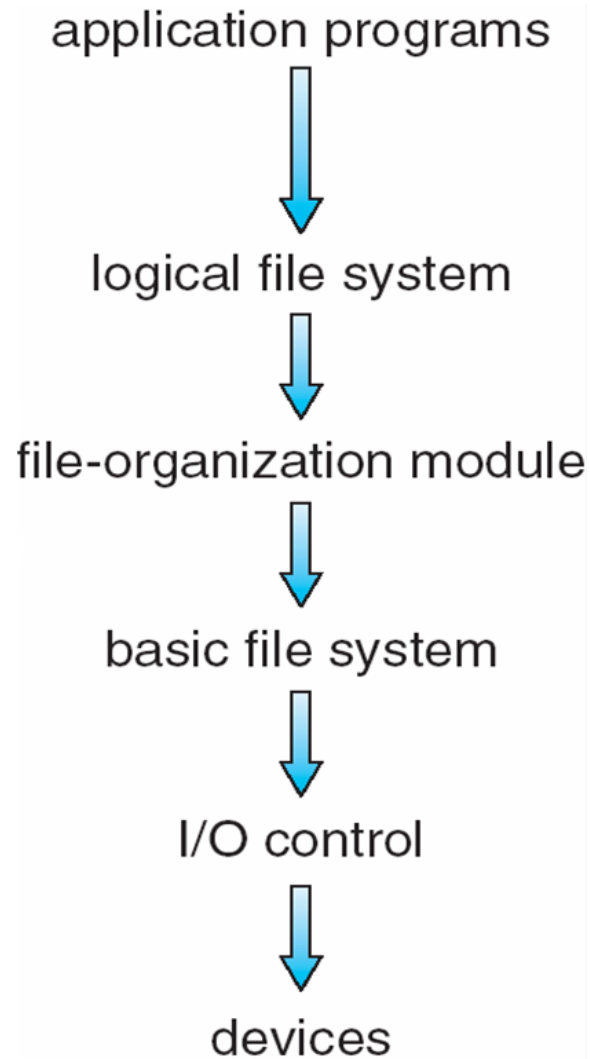
Outline

- File-System Structure
- File-System Implementation
- Directory Implementation
- Allocation Methods
- Free-Space Management
- Efficiency and Performance
- Recovery
- NFS
- Example: WAFL File System

File-System Structure

- File structure
 - Logical storage unit
 - Collection of related information
- **File system** resides on secondary storage (disks)
 - Provided user interface to storage, mapping logical to physical
 - Provides efficient and convenient access to disk by allowing data to be stored, located retrieved easily
- Disk provides in-place rewrite and random access
 - I/O transfers performed in **blocks** of **sectors** (usually 512 bytes)
- **File control block** – storage structure consisting of information about a file
- **Device driver** controls the physical device
- File system organized into layers

Layered File System



File System Layers

- **Device drivers** manage I/O devices at the I/O control layer
 - Given commands like “read drive1, cylinder 72, track 2, sector 10, into memory location 1060” outputs low-level hardware specific commands to hardware controller
- **Basic file system** given command like “retrieve block 123” translates to device driver
- Also manages memory buffers and caches (allocation, freeing, replacement)
 - Buffers hold data in transit
 - Caches hold frequently used data
- **File organization module** understands files, logical address, and physical blocks
- Translates logical block # to physical block #
- Manages free space, disk allocation

File System Layers (Cont.)

- **Logical file system** manages metadata information
 - Translates file name into file number, file handle, location by maintaining file control blocks (**inodes** in UNIX)
 - Directory management
 - Protection
- Layering useful for reducing complexity and redundancy, but adds overhead and can decrease performance
 - Translates file name into file number, file handle, location by maintaining file control blocks (**inodes** in UNIX)
 - Logical layers can be implemented by any coding method according to OS designer

File System Layers (Cont.)

- Many file systems, sometimes many within an operating system
 - Each with its own format (CD-ROM is ISO 9660; Unix has **UFS**, FFS; Windows has FAT, FAT32, NTFS as well as floppy, CD, DVD Blu-ray, Linux has more than 40 types, with **extended file system** ext2 and ext3 leading; plus distributed file systems, etc.)
 - New ones still arriving – ZFS, GoogleFS, Oracle ASM, FUSE

File-System Implementation

- We have system calls at the API level, but how do we implement their functions?
 - On-disk and in-memory structures
- **Boot control block** contains info needed by system to boot OS from that volume
 - Needed if volume contains OS, usually first block of volume
- **Volume control block (superblock, master file table)** contains volume details
 - Total # of blocks, # of free blocks, block size, free block pointers or array
- Directory structure organizes the files
 - Names and inode numbers, master file table

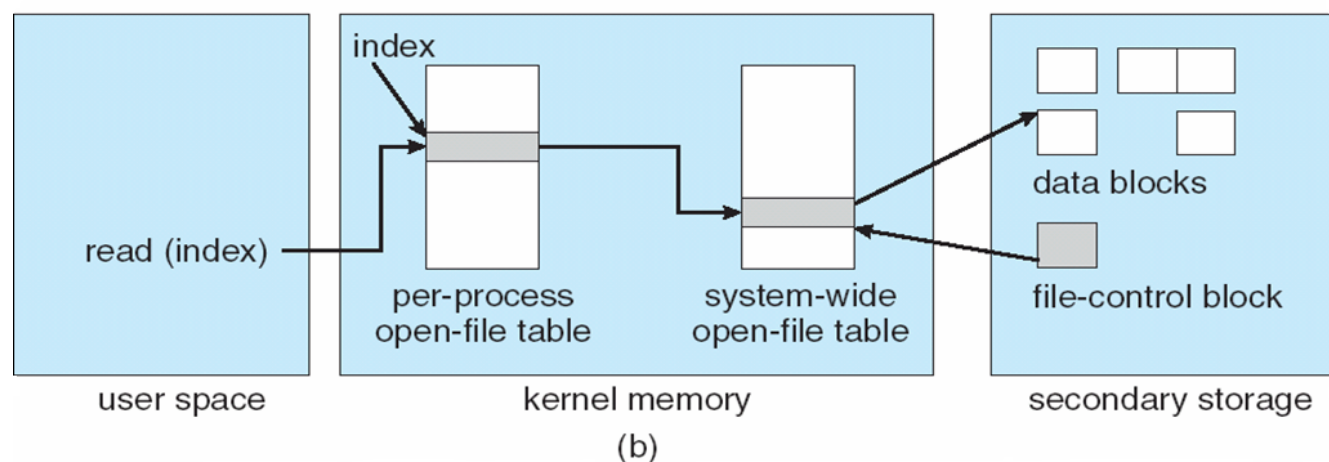
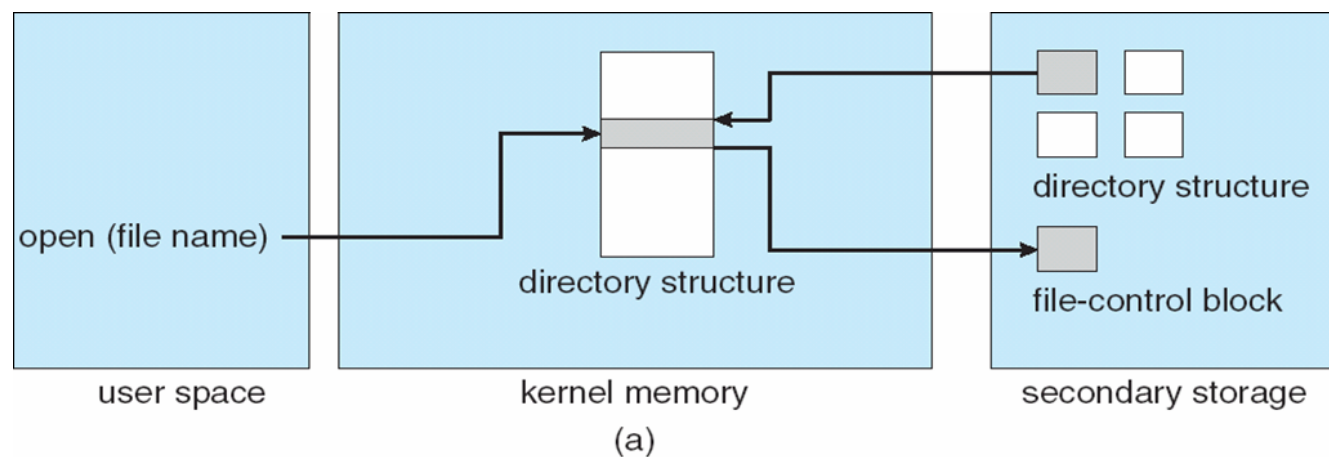
File-System Implementation (Cont.)

- Per-file **File Control Block (FCB)** contains many details about the file
 - inode number, permissions, size, dates
 - NFTS stores into in master file table using relational DB structures

file permissions
file dates (create, access, write)
file owner, group, ACL
file size
file data blocks or pointers to file data blocks

In-Memory File System Structures

- Mount table storing file system mounts, mount points, file system types
- (a) Open returns a file handle for subsequent use
- (b) Data from read eventually copied to specified user process memory address. Buffers hold data blocks from secondary storage



Partitions and Mounting

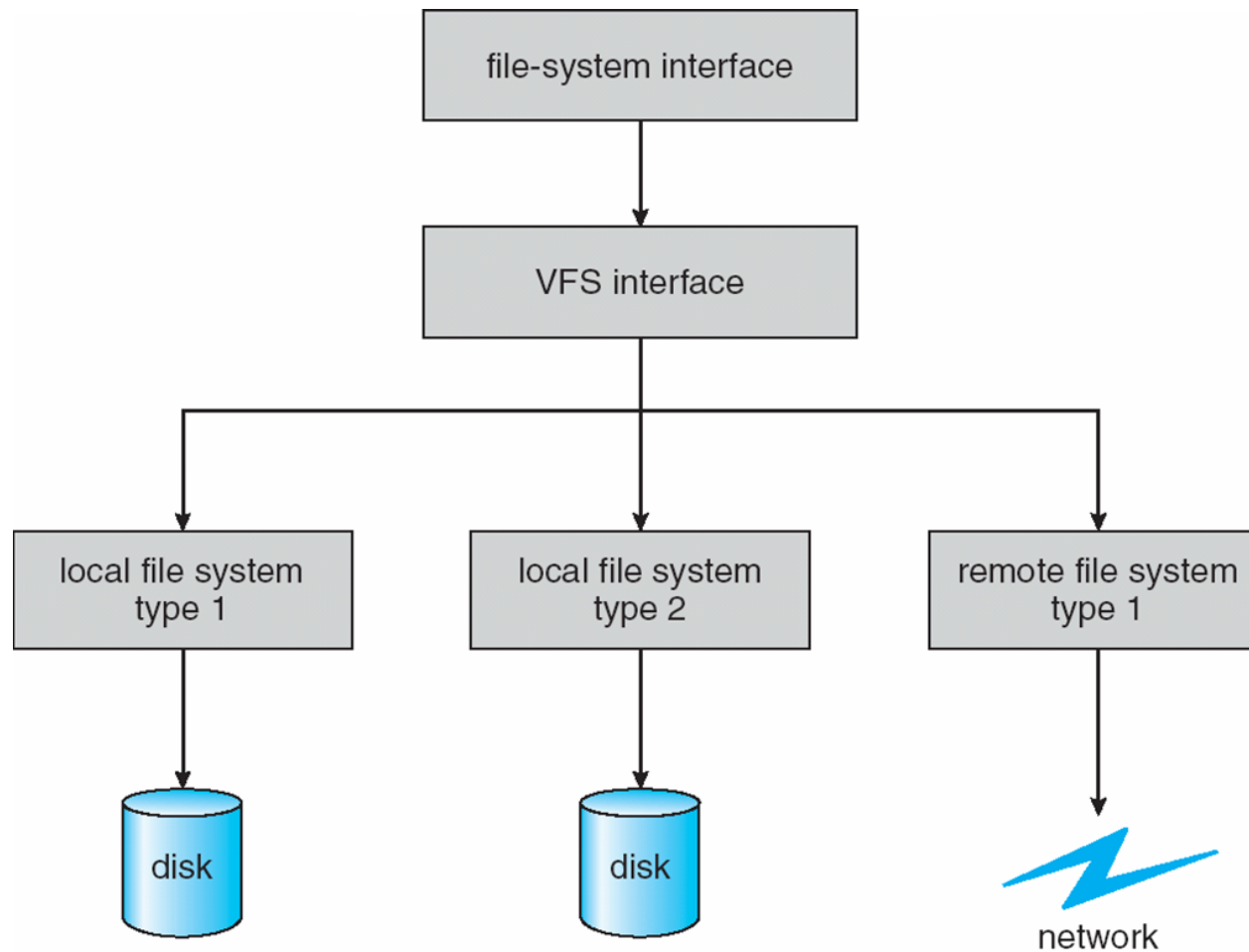
- Partition can be a volume containing a file system (“cooked”) or **raw** – just a sequence of blocks with no file system
- Boot block can point to boot volume or boot loader set of blocks that contain enough code to know how to load the kernel from the file system
 - Or a boot management program for multi-os booting
- **Root partition** contains the OS, other partitions can hold other Oses, other file systems, or be raw
 - Mounted at boot time
 - Other partitions can mount automatically or manually
- At mount time, file system consistency checked
 - Is all metadata correct?
 - If not, fix it, try again
 - If yes, add to mount table, allow access

Virtual File Systems

- **Virtual File Systems (VFS)** on Unix provide an object-oriented way of implementing file systems
- VFS allows the same system call interface (the API) to be used for different types of file systems
 - Separates file-system generic operations from implementation details
 - Implementation can be one of many file systems types, or network file system
 - Implements **vnodes** which hold inodes or network file details
 - Then dispatches operation to appropriate file system implementation routines

Virtual File Systems (Cont.)

- The API is to the VFS interface, rather than any specific type of file system



Virtual File System Implementation

- For example, Linux has four object types:
 - inode, file, superblock, dentry
- VFS defines set of operations on the objects that must be implemented
 - Every object has a pointer to a function table
 - Function table has addresses of routines to implement that function on that object
 - For example:
 - `int open(. . .)`—Open a file
 - `int close(. . .)`—Close an already-open file
 - `ssize_t read(. . .)`—Read from a file
 - `ssize_t write(. . .)`—Write to a file
 - `int mmap(. . .)`—Memory-map a file

Directory Implementation

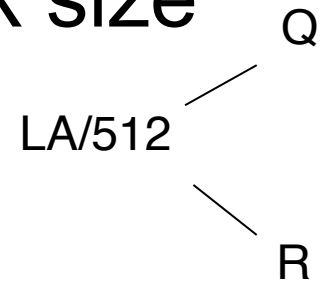
- **Linear list** of file names with pointer to the data blocks
 - Simple to program
 - Time-consuming to execute
 - Linear search time
 - Could keep ordered alphabetically via linked list or use B+ tree
- **Hash Table** – linear list with hash data structure
 - Decreases directory search time
 - **Collisions** – situations where two file names hash to the same location
 - Only good if entries are fixed size, or use chained-overflow method

Allocation Methods - Contiguous

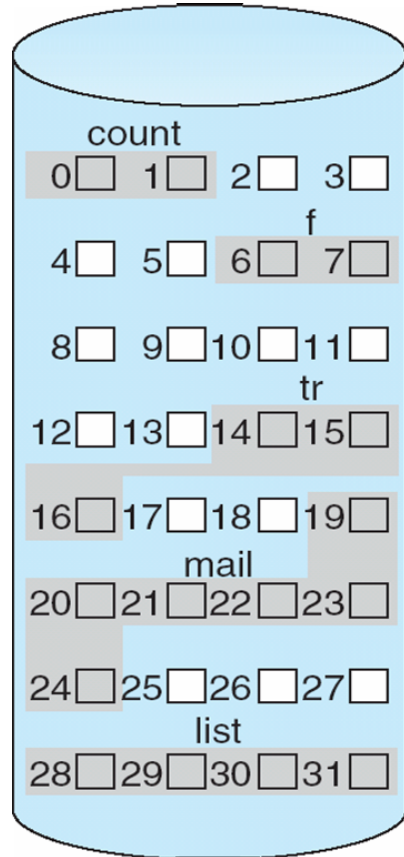
- An allocation method refers to how disk blocks are allocated for files:
- **Contiguous allocation** – each file occupies set of contiguous blocks
 - Best performance in most cases
 - Simple – only starting location (block #) and length (number of blocks) are required
 - Problems include finding space for file, knowing file size, external fragmentation, need for **compaction off-line (downtime)** or **on-line**

Contiguous Allocation

- Mapping from logical to physical
- LA: Logical Address
- 512 is the block size



Block to be accessed = $Q + \text{starting address}$
 Displacement into block = R



directory

file	start	length
count	0	2
tr	14	3
mail	19	6
list	28	4
f	6	2

Extent-Based Systems

- Many newer file systems (i.e., Veritas File System) use a modified contiguous allocation scheme
- Extent-based file systems allocate disk blocks in extents
- An **extent** is a contiguous block of disks
 - Extents are allocated for file allocation
 - A file consists of one or more extents

Allocation Methods - Linked

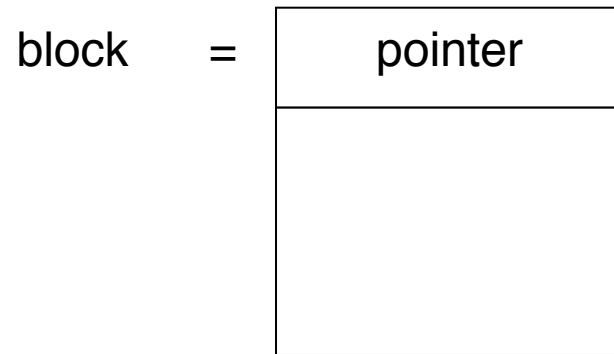
- **Linked allocation** – each file a linked list of blocks
 - File ends at nil pointer
 - No external fragmentation
 - Each block contains pointer to next block
 - No compaction, external fragmentation
 - Free space management system called when new block needed
 - Improve efficiency by clustering blocks into groups but increases internal fragmentation
 - Reliability can be a problem
 - Locating a block can take many I/Os and disk seeks

Allocation Methods – Linked (Cont.)

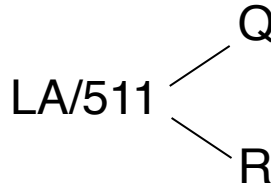
- FAT (File Allocation Table) variation
 - Beginning of volume has table, indexed by block number
 - Much like a linked list, but faster on disk and cacheable
 - New block allocation simple

Linked Allocation

- Each file is a linked list of disk blocks: blocks may be scattered anywhere on the disk



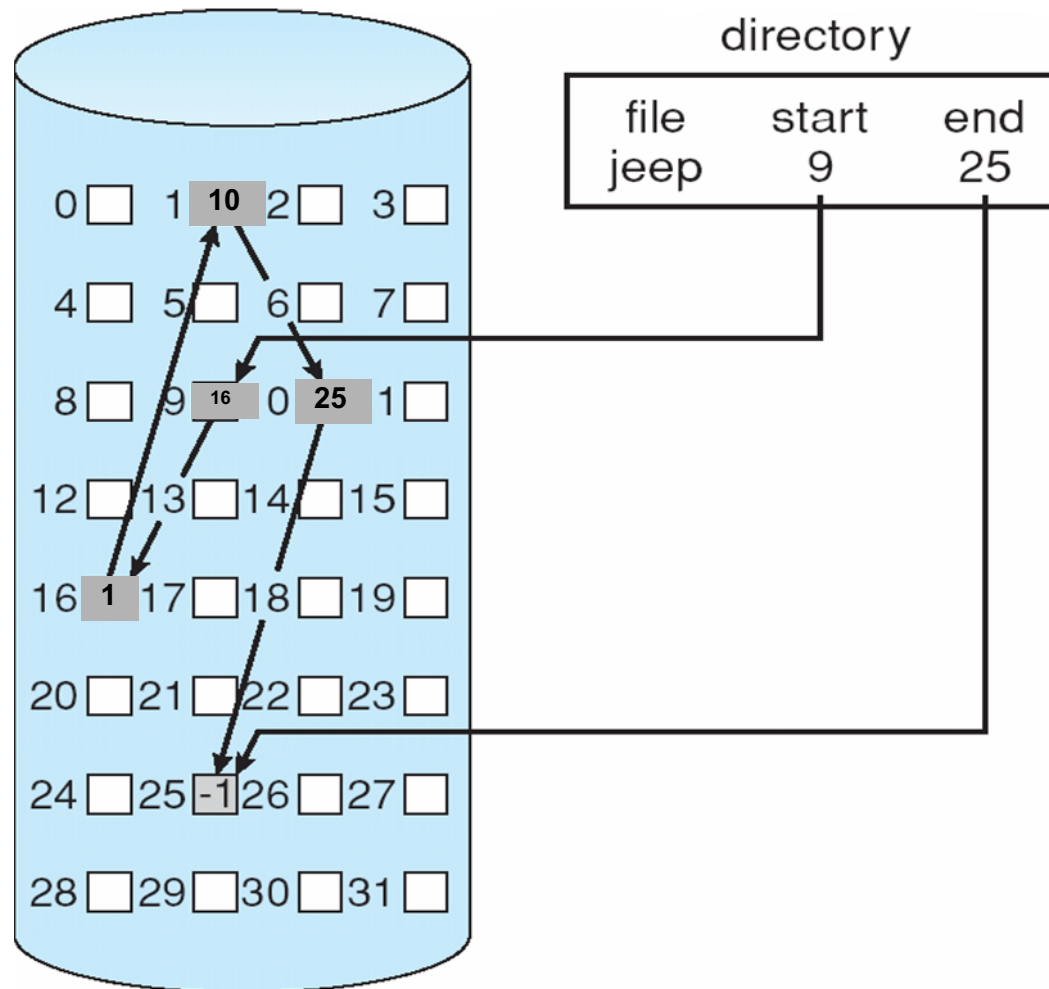
- Mapping (assuming 1 byte for the pointer), that is, effective block size is 511 bytes



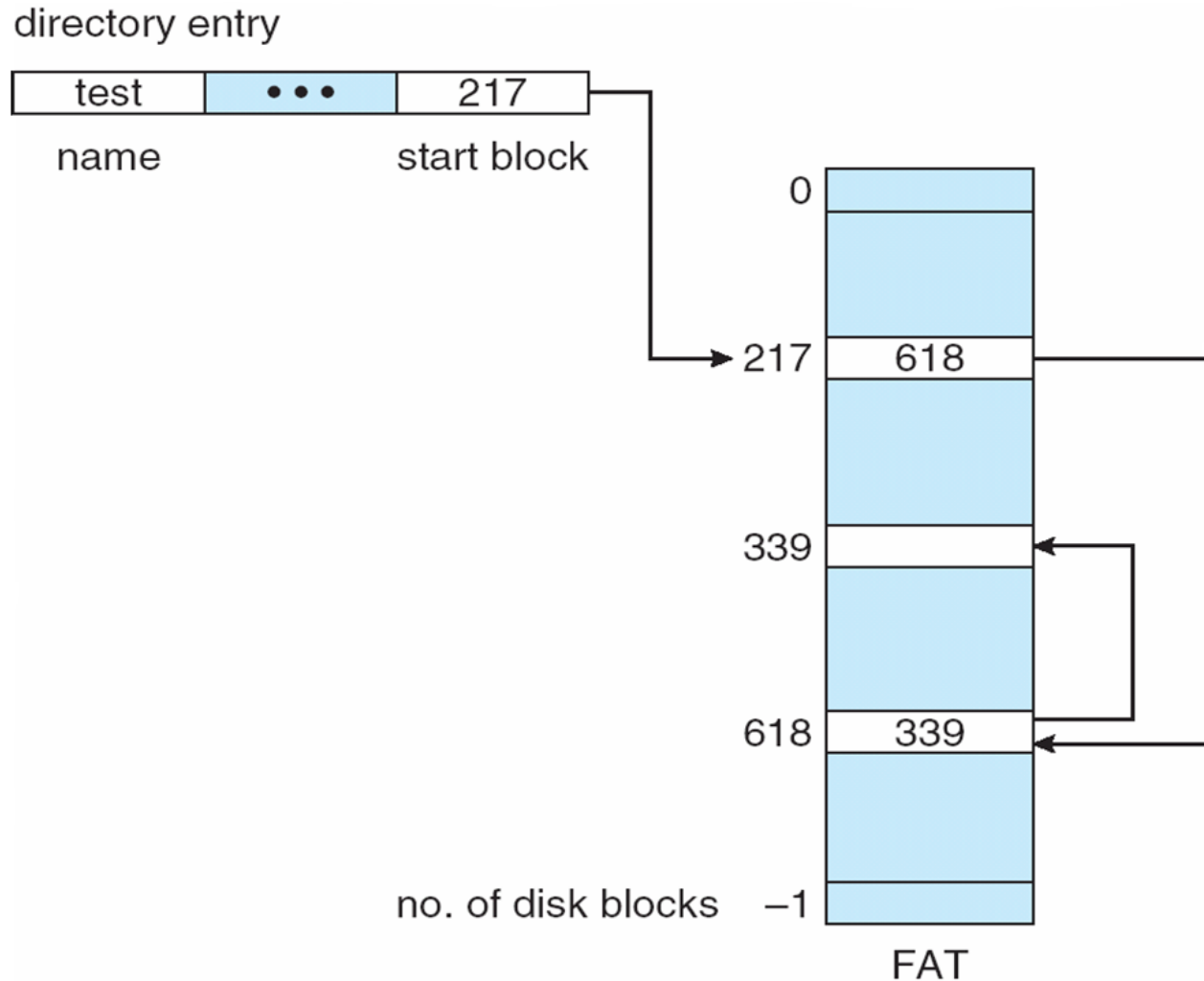
Block to be accessed is the Qth block in the linked chain of blocks representing the file.

Displacement into block = $R + 1$

Linked Allocation



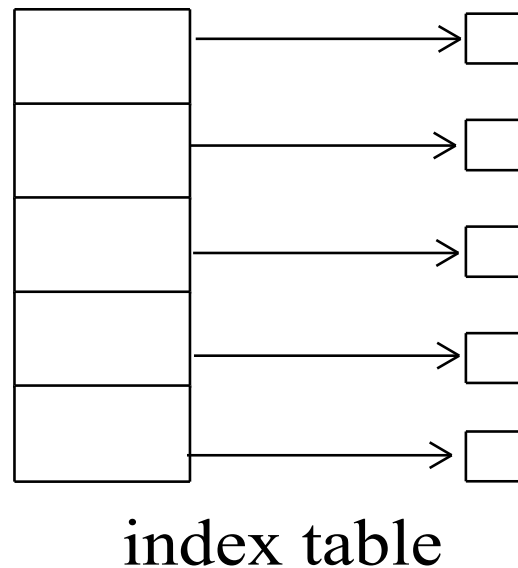
File-Allocation Table



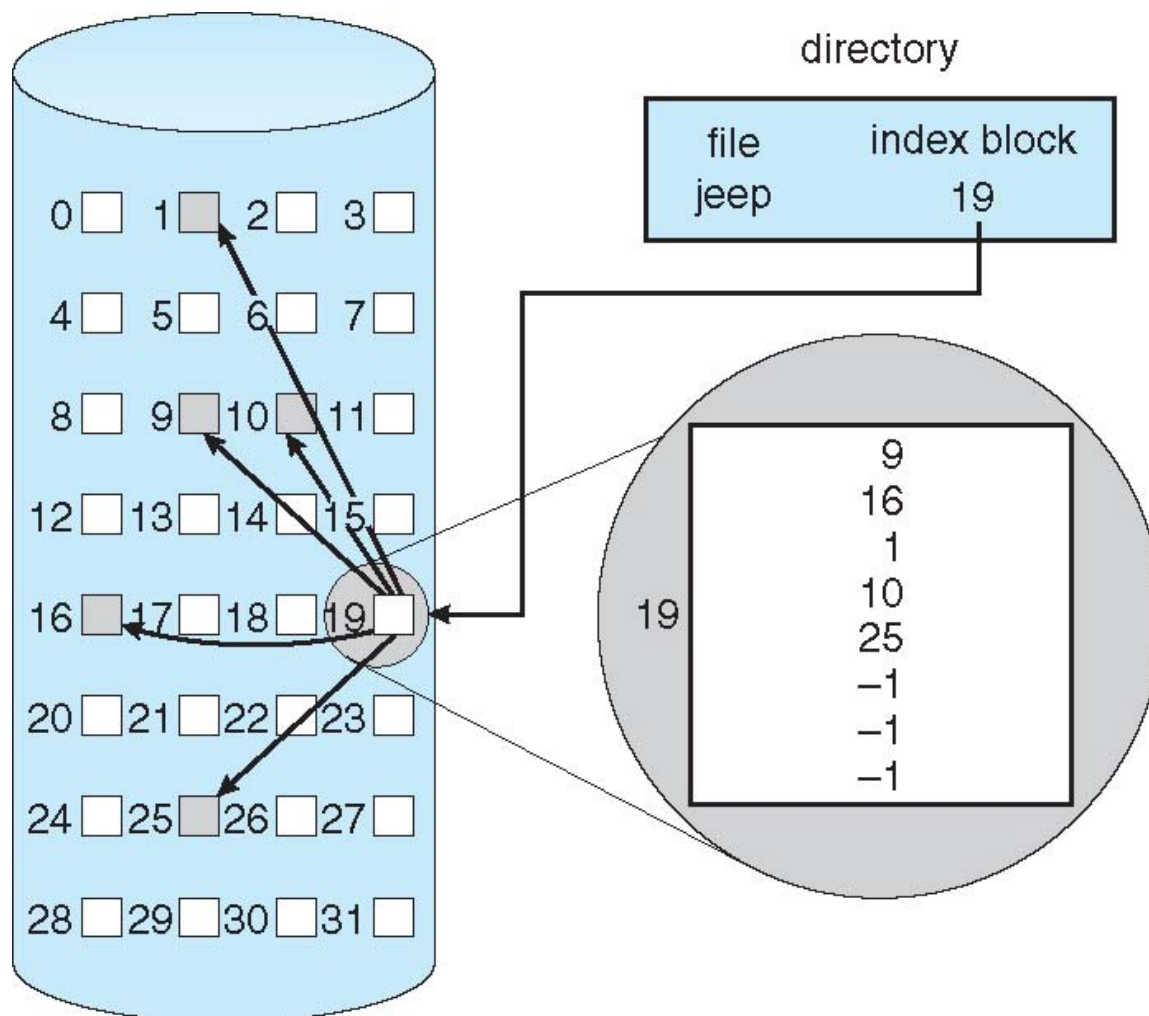
Allocation Methods - Indexed

- **Indexed allocation**
 - Each file has its own **index block**(s) of pointers to its data blocks

- Logical view

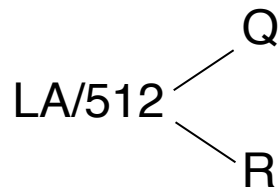


Example of Indexed Allocation



Indexed Allocation (Cont.)

- Need index table
- Random access
- Dynamic access without external fragmentation, but have overhead of index block
- Mapping from logical to physical in a file of maximum size of 256K bytes and block size of 512 bytes. We need only 1 block for index table



Q = displacement into index table
R = displacement into block

Indexed Allocation – Mapping (Cont.)

- Mapping from logical to physical in a file of unbounded length (block size of 512 words)
- Linked scheme – Link blocks of index table (no limit on size)

$$LA / (512 \times 511) \begin{cases} Q_1 \\ R_1 \end{cases}$$

Q_1 = block of index table
 R_1 is used as follows:

$$R_1 / 512 \begin{cases} Q_2 \\ R_2 \end{cases}$$

Q_2 = displacement into block of index table
 R_2 displacement into block of file:

Indexed Allocation – Mapping (Cont.)

- Two-level index (4K blocks could store 1,024 four-byte pointers in outer index -> 1,048,567 data blocks and file size of up to 4GB)

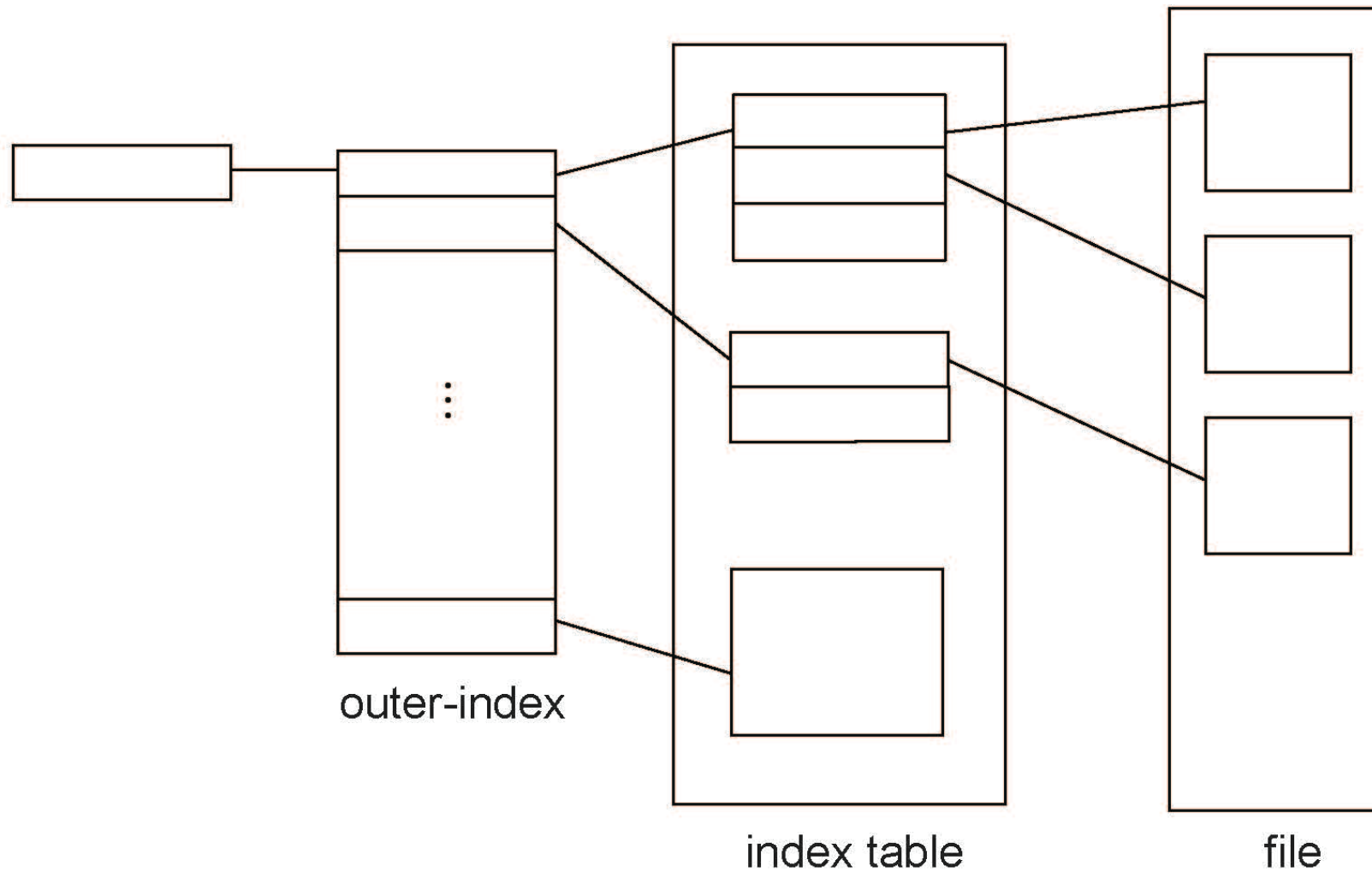
$$LA / (512 \times 512) \begin{cases} Q_1 \\ R_1 \end{cases}$$

Q_1 = displacement into outer-index
 R_1 is used as follows:

$$R_1 / 512 \begin{cases} Q_2 \\ R_2 \end{cases}$$

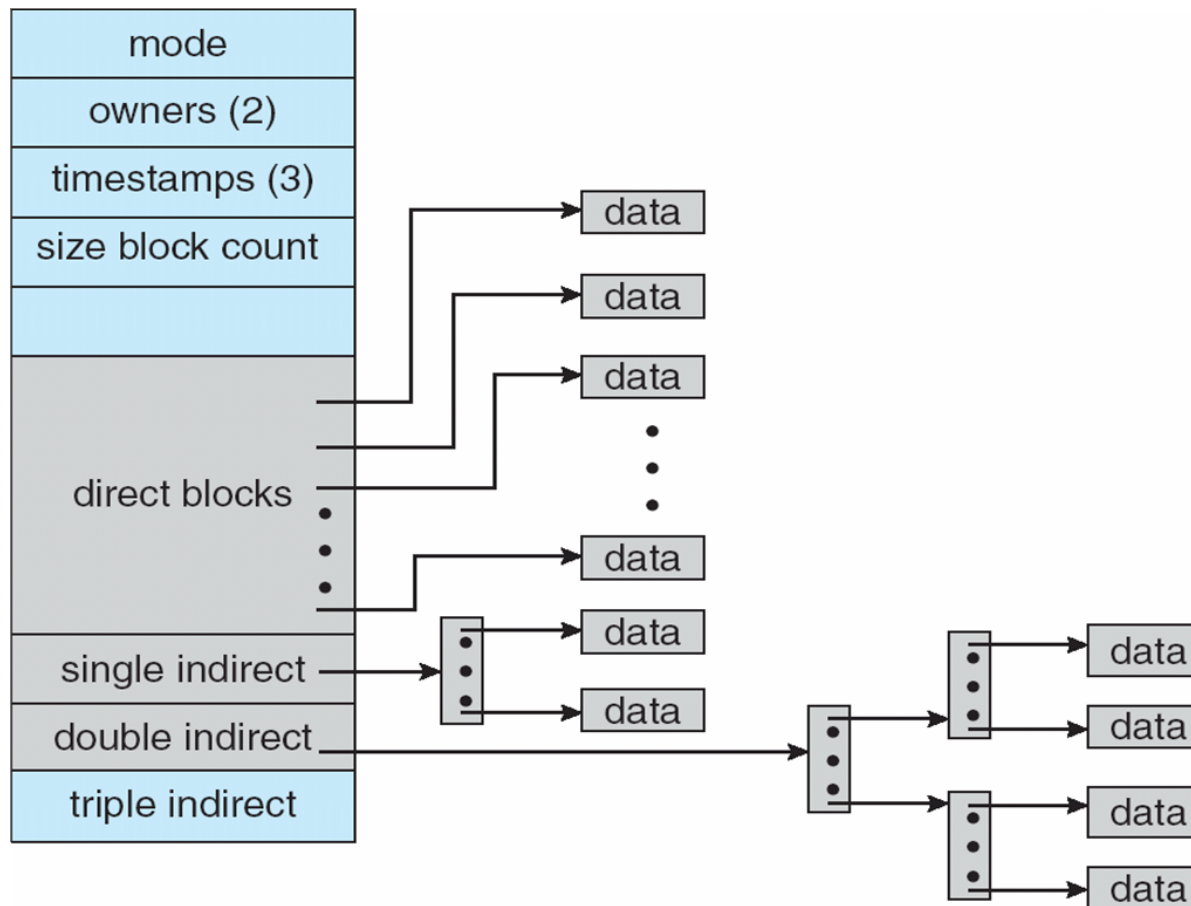
Q_2 = displacement into block of index table
 R_2 displacement into block of file:

Indexed Allocation – Mapping (Cont.)



Combined Scheme: UNIX UFS

4K bytes per block, 32-bit addresses



More index blocks than can be addressed with 32-bit file pointer

Performance


- Best method depends on file access type
 - Contiguous great for sequential and random
- Linked good for sequential, not random
- Declare access type at creation -> select either contiguous or linked
- Indexed more complex
 - Single block access could require 2 index block reads then data block read
 - Clustering can help improve throughput, reduce CPU overhead

Performance (Cont.)

- Adding instructions to the execution path to save one disk I/O is reasonable
 - Intel Core i7 Extreme Edition 990x (2011) at 3.46Ghz = 159,000 MIPS
 - http://en.wikipedia.org/wiki/Instructions_per_second
 - Typical disk drive at 250 I/Os per second
 - $159,000 \text{ MIPS} / 250 = 630$ million instructions during one disk I/O
 - Fast SSD drives provide 60,000 IOPS
 - $159,000 \text{ MIPS} / 60,000 = 2.65$ millions instructions during one disk I/O

Free-Space Management

- File system maintains **free-space list** to track available blocks/clusters
 - (Using term “block” for simplicity)
- **Bit vector** or **bit map** (n blocks)



Block number calculation

$$\text{bit}[i] = \begin{cases} 1 \Rightarrow \text{block}[i] \text{ free} \\ 0 \Rightarrow \text{block}[i] \text{ occupied} \end{cases}$$

(number of bits per word) *
(number of 0-value words) +
offset of first 1 bit

CPUs have instructions to return offset within word of first “1” bit

Free-Space Management (Cont.)

- Bit map requires extra space

- Example:

block size = 4KB = 2^{12} bytes

disk size = 2^{40} bytes (1 terabyte)

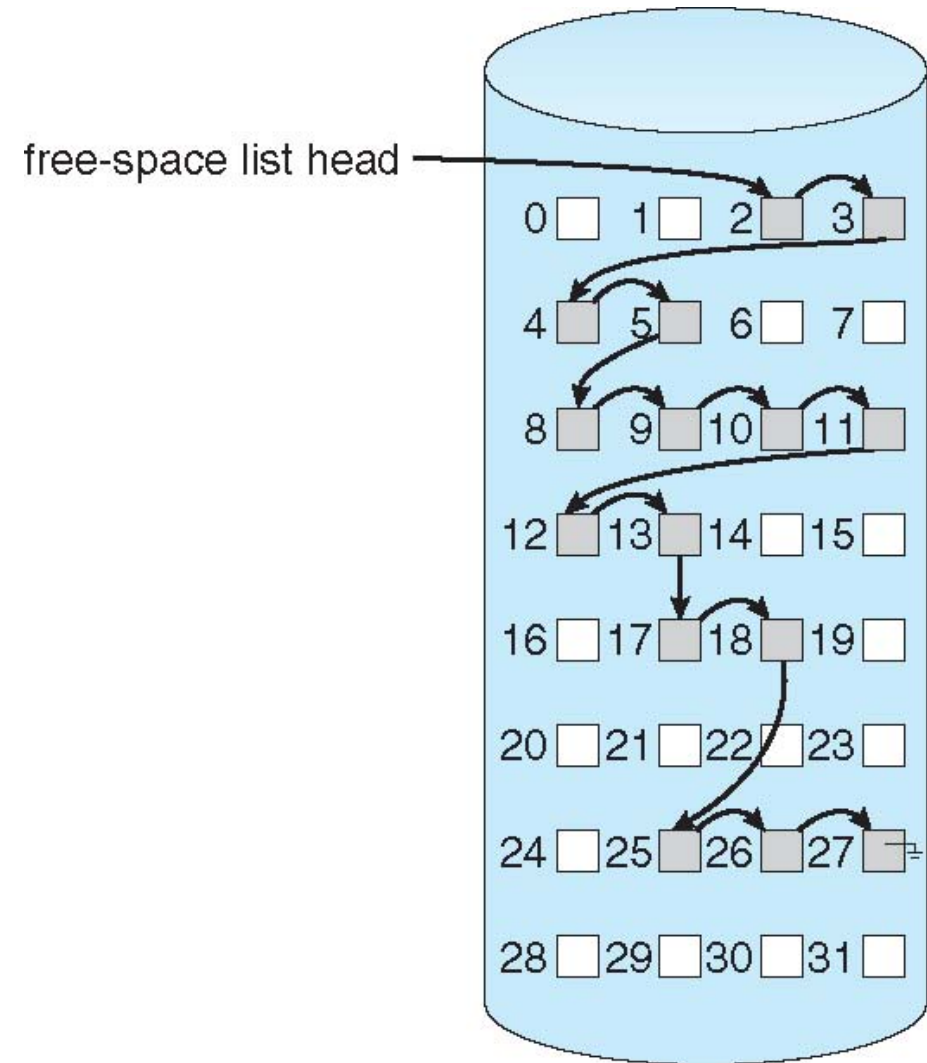
$n = 2^{40}/2^{12} = 2^{28}$ bits (or 32MB)

if clusters of 4 blocks -> 8MB of memory

- Easy to get contiguous files

Linked Free Space List on Disk

- Linked list (free list)
 - Cannot get contiguous space easily
 - No waste of space
 - No need to traverse the entire list (if # free blocks recorded)



Free-Space Management (Cont.)

- Grouping

- Modify linked list to store address of next $n-1$ free blocks in first free block, plus a pointer to next block that contains free-block-pointers (like this one)

- Counting

- Because space is frequently contiguously used and freed, with contiguous-allocation allocation, extents, or clustering
 - Keep address of first free block and count of following free blocks
 - Free space list then has entries containing addresses and counts

Free-Space Management (Cont.)

- Space Maps
 - Used in **ZFS**
 - Consider meta-data I/O on very large file systems
 - Full data structures like bit maps couldn't fit in memory -> thousands of I/Os
 - Divides device space into **metaslab** units and manages metaslabs
 - Given volume can contain hundreds of metaslabs
 - Each metaslab has associated space map
 - Uses counting algorithm
 - But records to log file rather than file system
 - Log of all block activity, in time order, in counting format
 - Metaslab activity -> load space map into memory in balanced-tree structure, indexed by offset
 - Replay log into that structure
 - Combine contiguous free blocks into single entry

Efficiency and Performance

- Efficiency dependent on:
 - Disk allocation and directory algorithms
 - Types of data kept in file's directory entry
 - Pre-allocation or as-needed allocation of metadata structures
 - Fixed-size or varying-size data structures

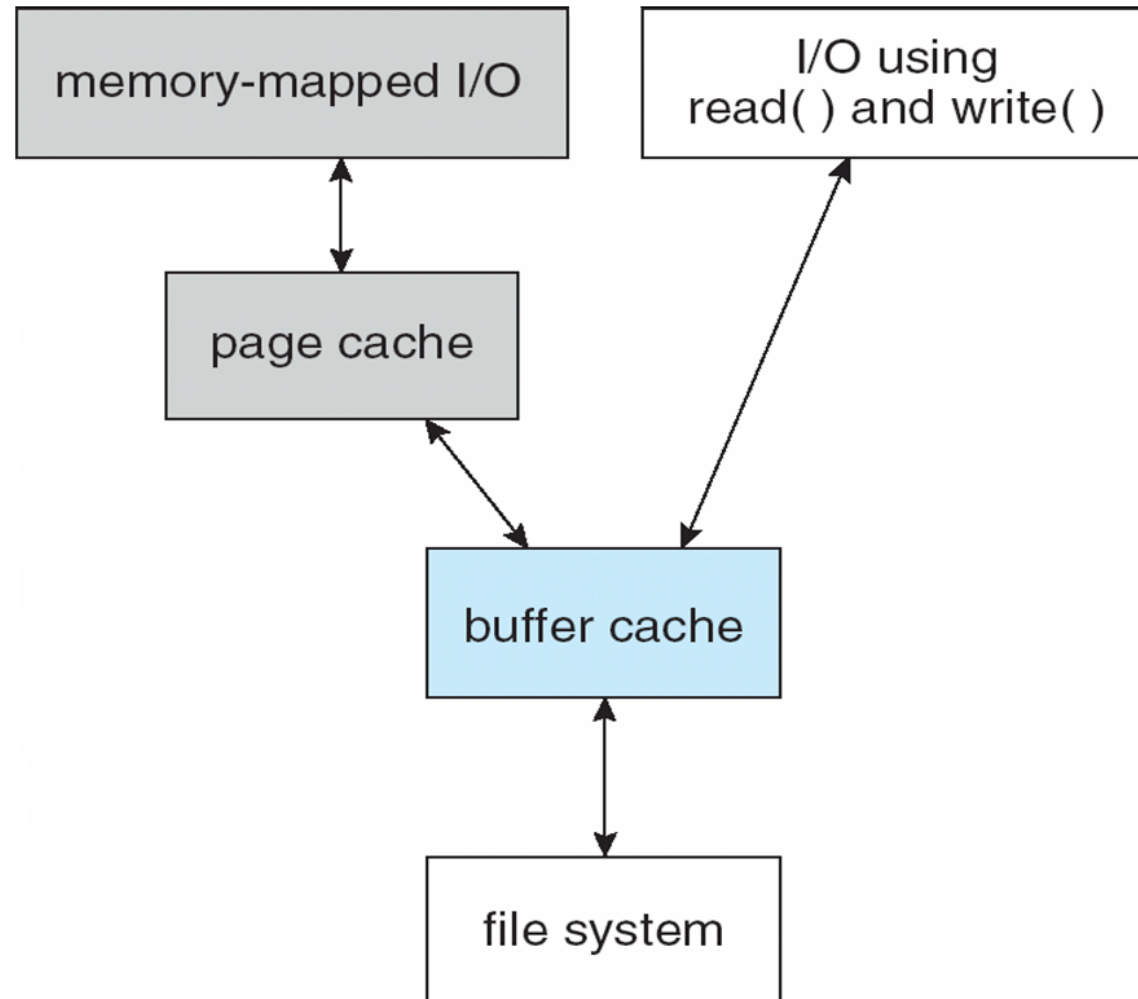
Efficiency and Performance (Cont.)

- Performance
 - Keeping data and metadata close together
 - **Buffer cache** – separate section of main memory for frequently used blocks
 - **Synchronous** writes sometimes requested by apps or needed by OS
 - No buffering / caching – writes must hit disk before acknowledgement
 - **Asynchronous** writes more common, buffer-able, faster
 - **Free-behind** and **read-ahead** – techniques to optimize sequential access
 - Reads frequently slower than writes

Page Cache

- A **page cache** caches pages rather than disk blocks using virtual memory techniques and addresses
- Memory-mapped I/O uses a page cache
- Routine I/O through the file system uses the buffer (disk) cache
- This leads to the following figure

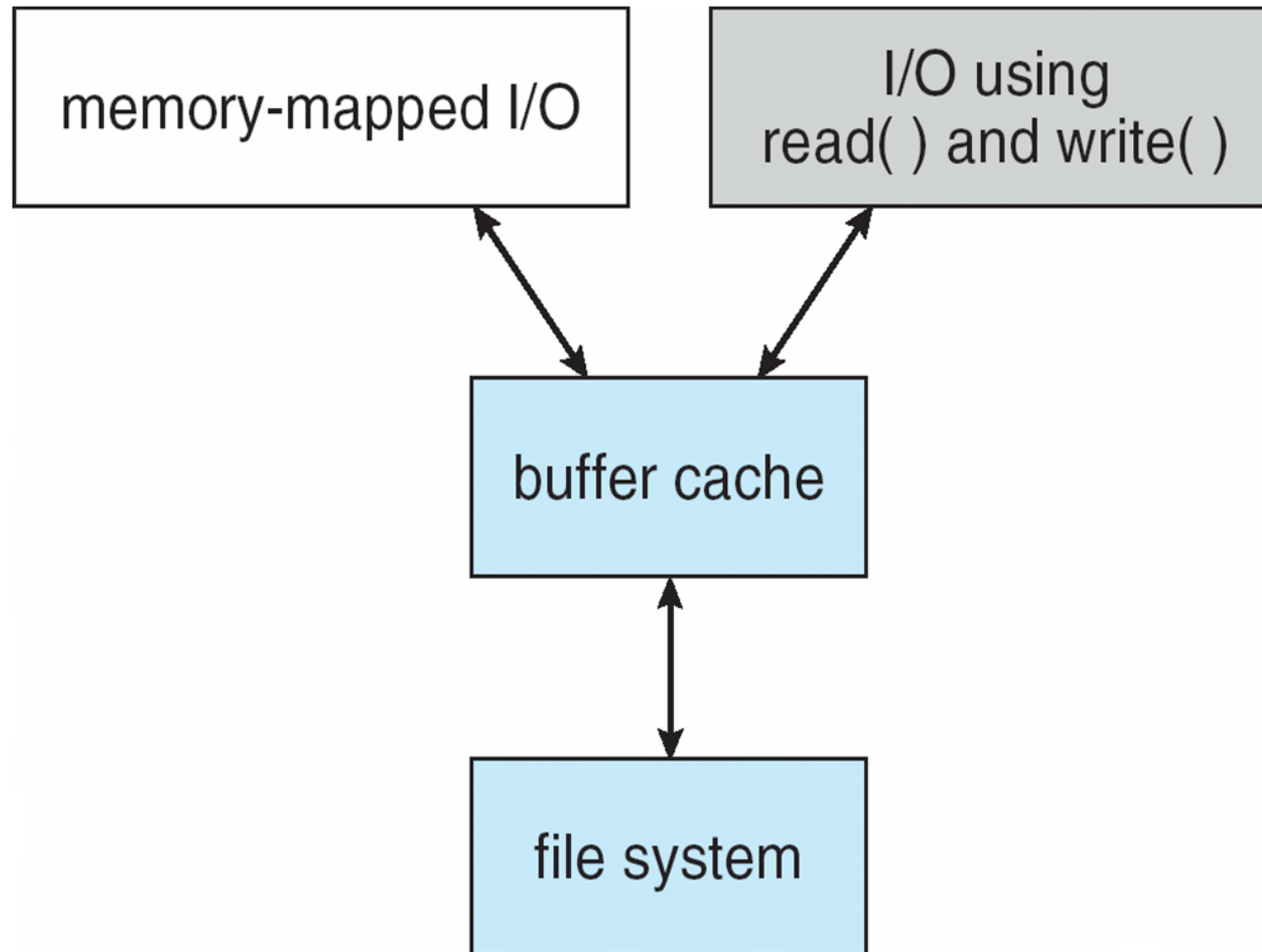
I/O Without a Unified Buffer Cache



Unified Buffer Cache

- A **unified buffer cache** uses the same page cache to cache both memory-mapped pages and ordinary file system I/O to avoid **double caching**
- But which caches get priority, and what replacement algorithms to use?

I/O Using a Unified Buffer Cache



Recovery

- **Consistency checking** – compares data in directory structure with data blocks on disk, and tries to fix inconsistencies
 - Can be slow and sometimes fails
- Use system programs to **back up** data from disk to another storage device (magnetic tape, other magnetic disk, optical)
- Recover lost file or disk by **restoring** data from backup

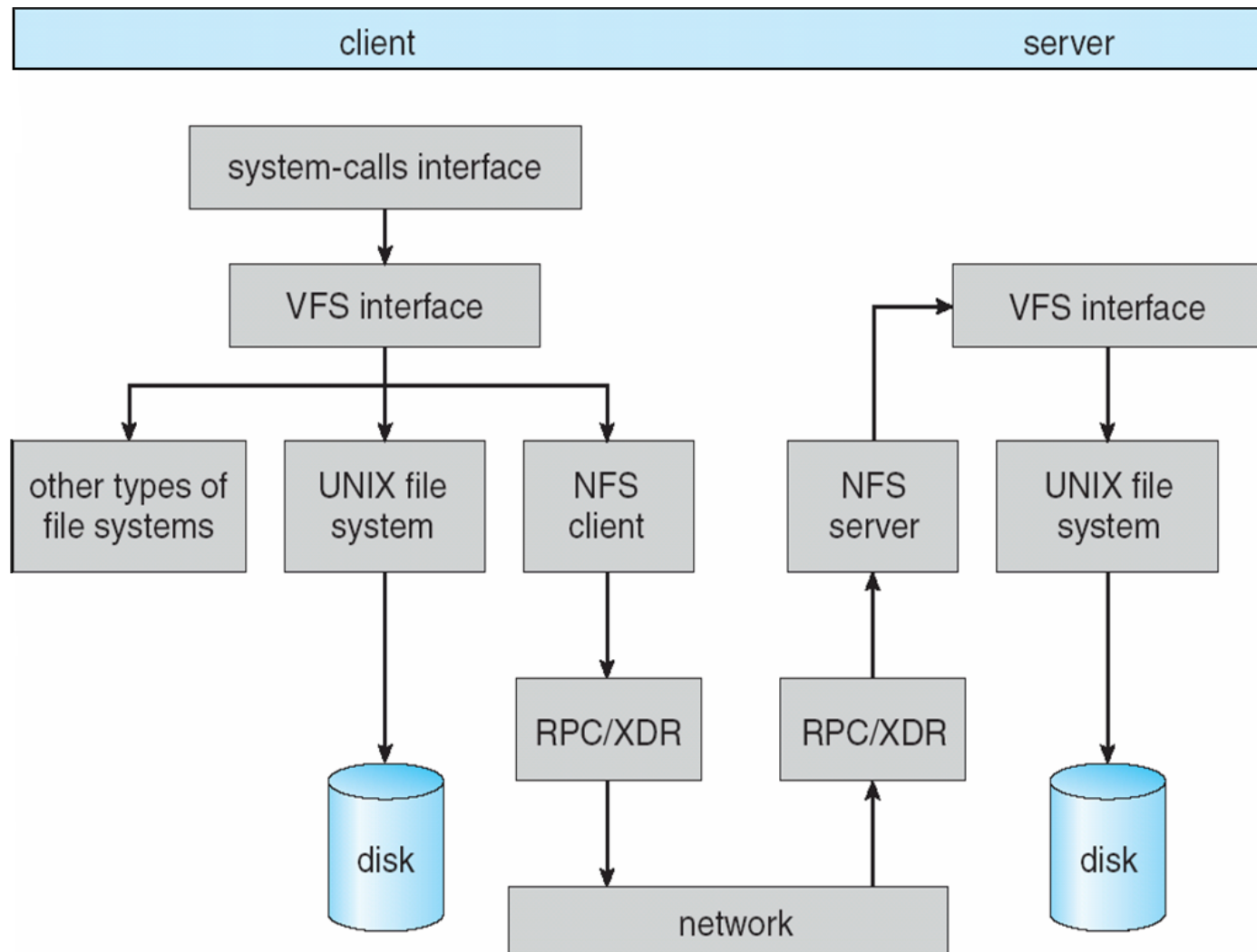
Log Structured File Systems

- **Log structured** (or **journaling**) file systems record each metadata update to the file system as a **transaction**
- All transactions are written to a log
 - A transaction is considered committed once it is written to the log (sequentially)
 - Sometimes to a separate device or section of disk
 - However, the file system may not yet be updated
- The transactions in the log are asynchronously written to the file system structures
 - When the file system structures are modified, the transaction is removed from the log
- If the file system crashes, all remaining transactions in the log must still be performed
- Faster recovery from crash, removes chance of inconsistency of metadata

The Network File System (NFS)

- An implementation and a specification of a software system for accessing remote files across LANs (or WANs)
- Interconnected workstations viewed as a set of independent machines with independent file systems, which allows sharing among these file systems in a transparent manner

Schematic View of NFS Architecture



Three Major Layers of NFS Architecture

- UNIX file-system interface (based on the **open**, **read**, **write**, and **close** calls, and **file descriptors**)
- Virtual File System (VFS) layer – distinguishes local files from remote ones, and local files are further distinguished according to their file-system types
 - The VFS activates file-system-specific operations to handle local requests according to their file-system types
 - Calls the NFS protocol procedures for remote requests
- NFS service layer – bottom layer of the architecture
 - Implements the NFS protocol

NFS Protocol

- Provides a set of remote procedure calls for remote file operations. The procedures support the following operations:
 - searching for a file within a directory
 - reading a set of directory entries
 - manipulating links and directories
 - accessing file attributes
 - reading and writing files
- Original NFS servers are **stateless**; each request has to provide a full set of arguments (NFS V4 is stateful)
- Modified data committed to server's disk before results are returned to the client (lose advantages of caching)
- NFS protocol does **not** provide concurrency-control

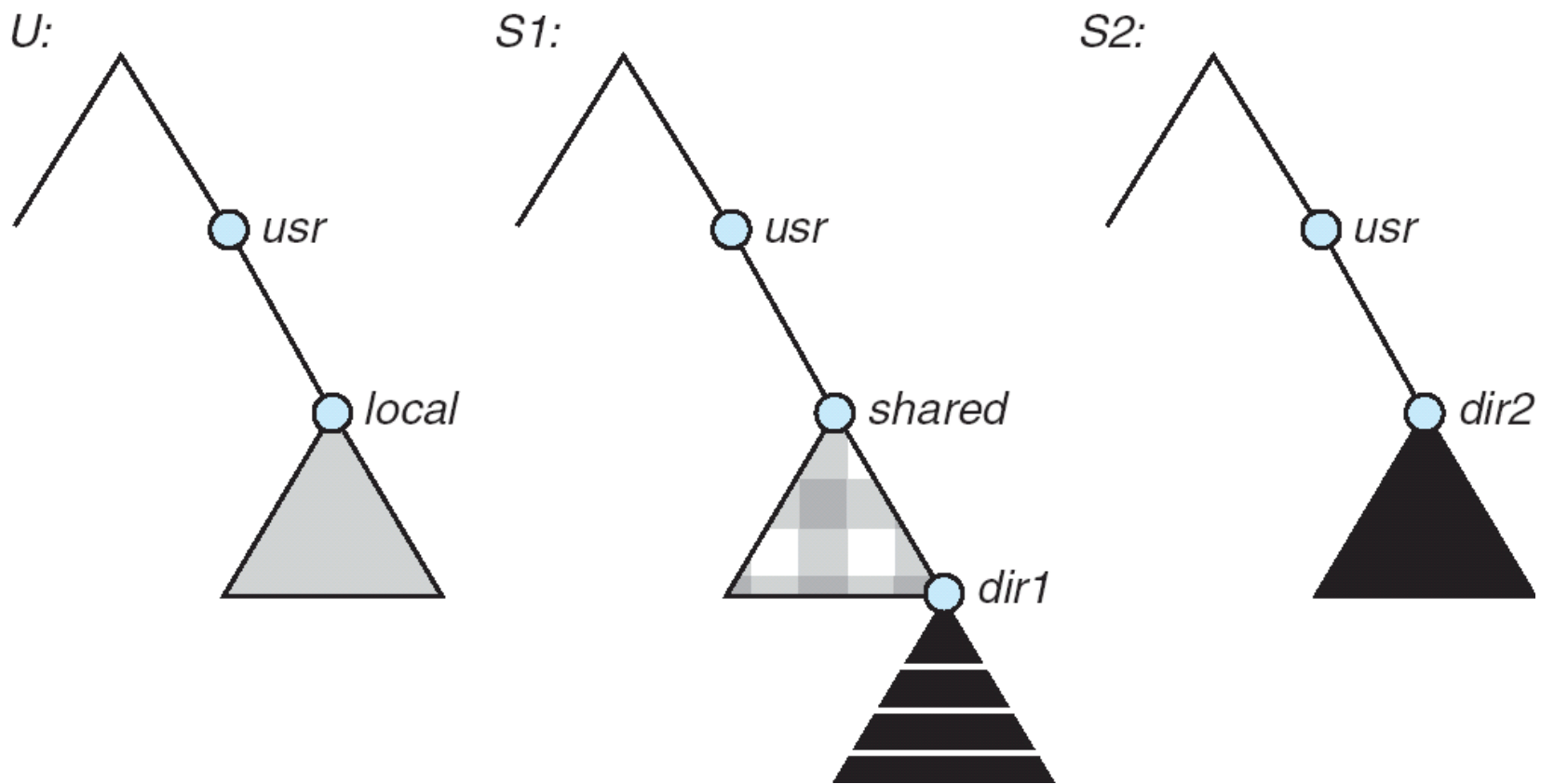
NFS (Cont.)

- A remote directory is mounted over a local file system directory
 - The mounted directory looks like an integral subtree of the local file system, replacing the subtree descending from the local directory
- Specification of the remote directory for the mount operation is **nontransparent**; the host name of the remote directory has to be provided
 - Files in the remote directory can then be accessed in a transparent manner
- Subject to access-rights accreditation, potentially any file system (or directory within a file system), can be mounted remotely on top of any local directory

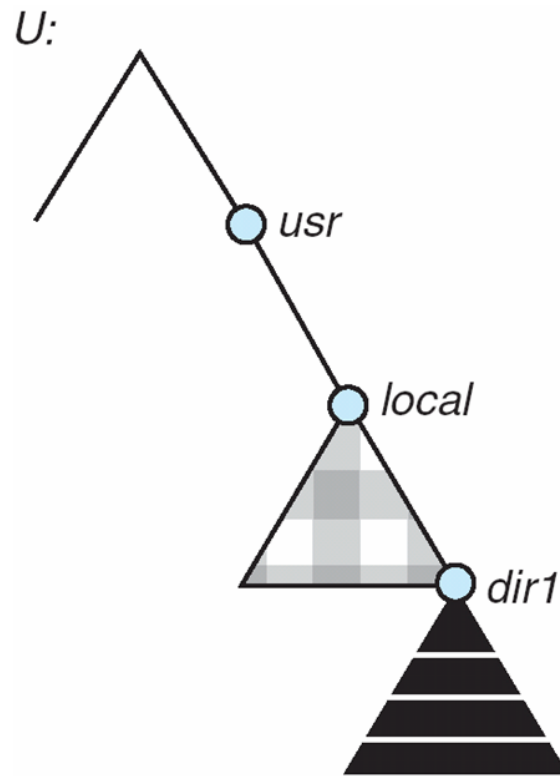
NFS (Cont.)

- NFS is designed to operate in a heterogeneous environment of different machines, operating systems, and network architectures; the NFS specifications independent of these media
- This independence is achieved through the use of RPC primitives built on top of an External Data Representation (XDR) protocol used between two implementation-independent interfaces
- The NFS specification distinguishes between the services provided by a mount mechanism and the actual remote-file-access services

Three Independent File Systems

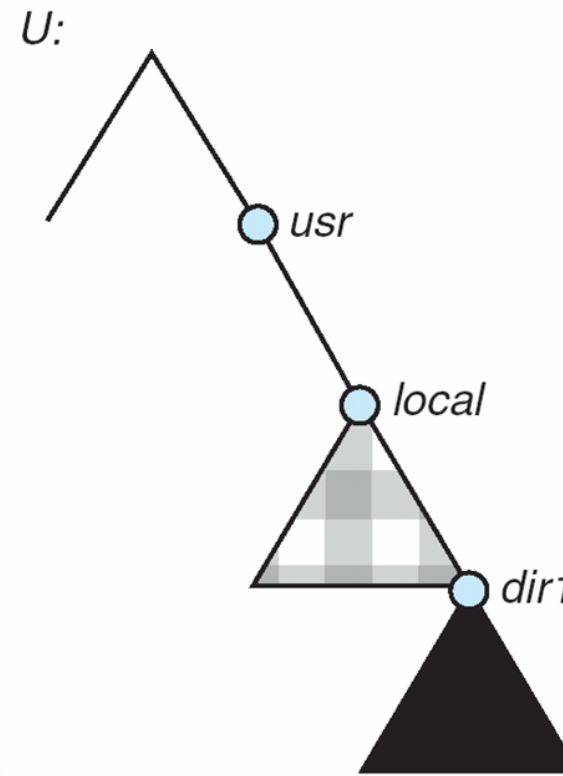


Mounting in NFS



(a)

Mounts



(b)

Cascading mounts

NFS Mount Protocol

- Establishes initial logical connection between server and client
- Mount operation includes name of remote directory to be mounted and name of server machine storing it
 - Mount request is mapped to corresponding RPC and forwarded to mount server running on server machine
 - Export list – specifies local file systems that server exports for mounting, along with names of machines that are permitted to mount them
- Following a mount request that conforms to its export list, the server returns a file handle—a key for further accesses
- File handle – a file-system identifier, and an inode number to identify the mounted directory within the exported file system
- The mount operation changes only the user's view and does not affect the server side

NFS Path-Name Translation

- Performed by breaking the path into component names and performing a separate NFS lookup call for every pair of component name and directory vnode
- To make lookup faster, a directory name lookup cache on the client's side holds the vnodes for remote directory names

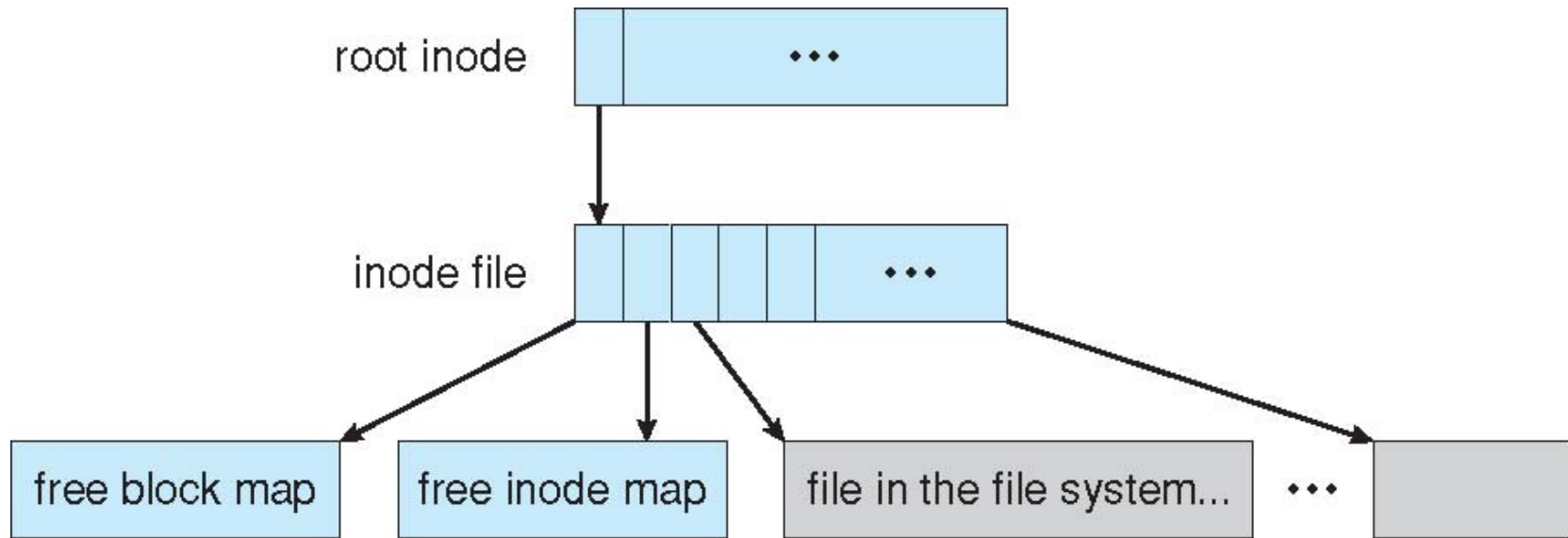
NFS Remote Operations

- Nearly one-to-one correspondence between regular UNIX system calls and the NFS protocol RPCs (except opening and closing files)
- NFS adheres to the remote-service paradigm, but employs buffering and caching techniques for the sake of performance
- File-blocks cache – when a file is opened, the kernel checks with the remote server whether to fetch or revalidate the cached attributes
 - Cached file blocks are used only if the corresponding cached attributes are up to date
- File-attribute cache – the attribute cache is updated whenever new attributes arrive from the server
- Clients do not free delayed-write blocks until the server confirms that the data have been written to disk

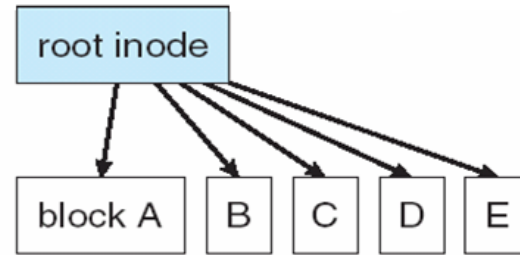
Example: WAFL File System

- Used on Network Appliance “Filers” – distributed file system appliances
- “Write-anywhere file layout”
- Serves up NFS, CIFS, http, ftp
- Random I/O optimized, write optimized
 - NVRAM for write caching
- Similar to Berkeley Fast File System, with extensive modifications

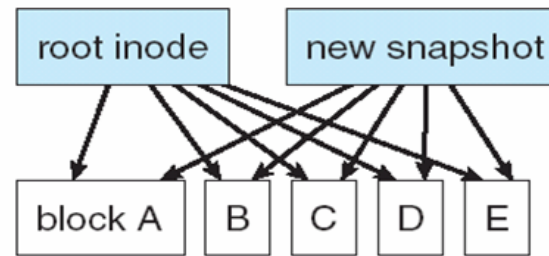
The WAFL File Layout



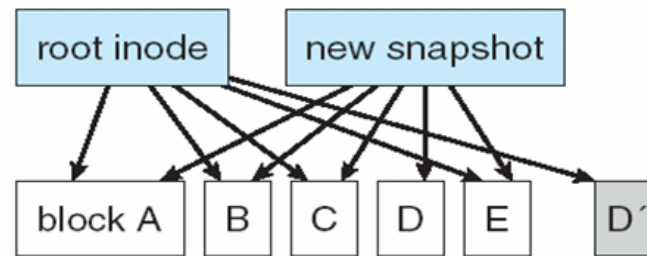
Snapshots in WAFL



(a) Before a snapshot.



(b) After a snapshot, before any blocks change.



(c) After block D has changed to D'.